


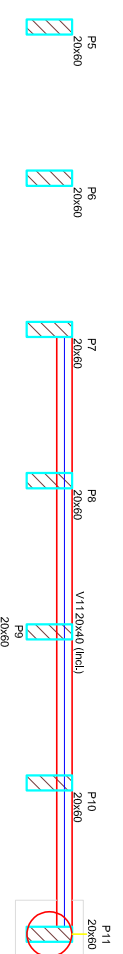


Forma intermediária do pavimento Nível +5,00 (Nível 250)
Esc 1:100

Pruebas			
Nombre	Sección	Elaboración	Notas
	(Cov.)	(Cov.)	(Cov.)
P4	20x60	0	200
P5	20x60	0	250
P6	20x60	0	200
P7	20x60	0	200
P8	20x60	0	250
P9	20x60	0	250


 Legenda con plures
 Pitar que pautara

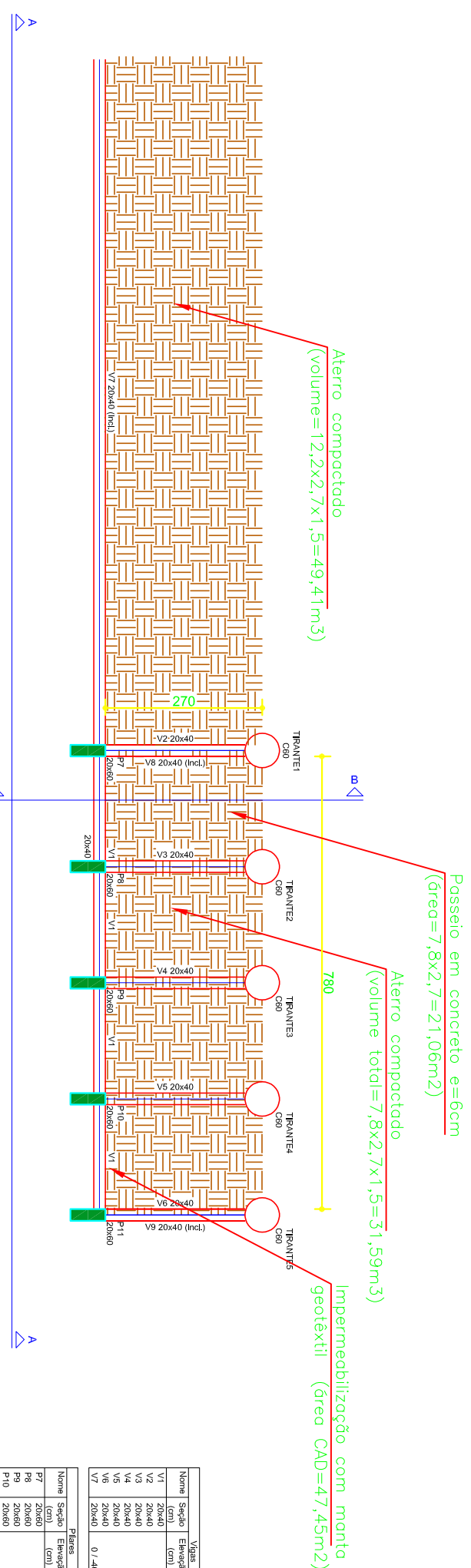
Esc 1:100



Forma intermediária do pavimento Nível +5,00 (Nível 350)

[illegible]

Esc 1:100



Forma do pavimento Nível +5,00 (Nível 500)
Esc 1:100

Nome	Sigla	Valor	Valor	Valor
V1	20000	10000	0	500
V2	20000	10000	0	500
V3	20000	10000	0	500
V4	20000	10000	0	500
V5	20000	10000	0	500
V6	20000	10000	0	500
V7	20000	10000	0	500
		4.400	500	100

Grupos

Nome	Sigla	Valor	Valor	Valor
P1	20000	10000	0	500
P2	20000	10000	0	500
P3	20000	10000	0	500
P4	20000	10000	0	500
P5	20000	10000	0	500
P6	20000	10000	0	500
P7	20000	10000	0	500
P8	20000	10000	0	500
P9	20000	10000	0	500
P10	20000	10000	0	500
P11	20000	10000	0	500
P12	20000	10000	0	500
P13	20000	10000	0	500
P14	20000	10000	0	500
P15	20000	10000	0	500
P16	20000	10000	0	500
P17	20000	10000	0	500
P18	20000	10000	0	500
P19	20000	10000	0	500
P20	20000	10000	0	500
P21	20000	10000	0	500
P22	20000	10000	0	500
P23	20000	10000	0	500
P24	20000	10000	0	500
P25	20000	10000	0	500
P26	20000	10000	0	500
P27	20000	10000	0	500
P28	20000	10000	0	500
P29	20000	10000	0	500
P30	20000	10000	0	500
P31	20000	10000	0	500
P32	20000	10000	0	500
P33	20000	10000	0	500
P34	20000	10000	0	500
P35	20000	10000	0	500
P36	20000	10000	0	500
P37	20000	10000	0	500
P38	20000	10000	0	500
P39	20000	10000	0	500
P40	20000	10000	0	500
P41	20000	10000	0	500
P42	20000	10000	0	500
P43	20000	10000	0	500
P44	20000	10000	0	500
P45	20000	10000	0	500
P46	20000	10000	0	500
P47	20000	10000	0	500
P48	20000	10000	0	500
P49	20000	10000	0	500
P50	20000	10000	0	500
P51	20000	10000	0	500
P52	20000	10000	0	500
P53	20000	10000	0	500
P54	20000	10000	0	500
P55	20000	10000	0	500
P56	20000	10000	0	500
P57	20000	10000	0	500
P58	20000	10000	0	500
P59	20000	10000	0	500
P60	20000	10000	0	500
P61	20000	10000	0	500
P62	20000	10000	0	500
P63	20000	10000	0	500
P64	20000	10000	0	500
P65	20000	10000	0	500
P66	20000	10000	0	500
P67	20000	10000	0	500
P68	20000	10000	0	500
P69	20000	10000	0	500
P70	20000	10000	0	500
P71	20000	10000	0	500
P72	20000	10000	0	500
P73	20000	10000	0	500
P74	20000	10000	0	500
P75	20000	10000	0	500
P76	20000	10000	0	500
P77	20000	10000	0	500
P78	20000	10000	0	500
P79	20000	10000	0	500
P80	20000	10000	0	500
P81	20000	10000	0	500
P82	20000	10000	0	500
P83	20000	10000	0	500
P84	20000	10000	0	500
P85	20000	10000	0	500
P86	20000	10000	0	500
P87	20000	10000	0	500
P88	20000	10000	0	500
P89	20000	10000	0	500
P90	20000	10000	0	500
P91	20000	10000	0	500
P92	20000	10000	0	500
P93	20000	10000	0	500
P94	20000	10000	0	500
P95	20000	10000	0	500
P96	20000	10000	0	500
P97	20000	10000	0	500
P98	20000	10000	0	500
P99	20000	10000	0	500
P100	20000	10000	0	500

Legendas das planilhas

Plan que mostra

Esc 1:100

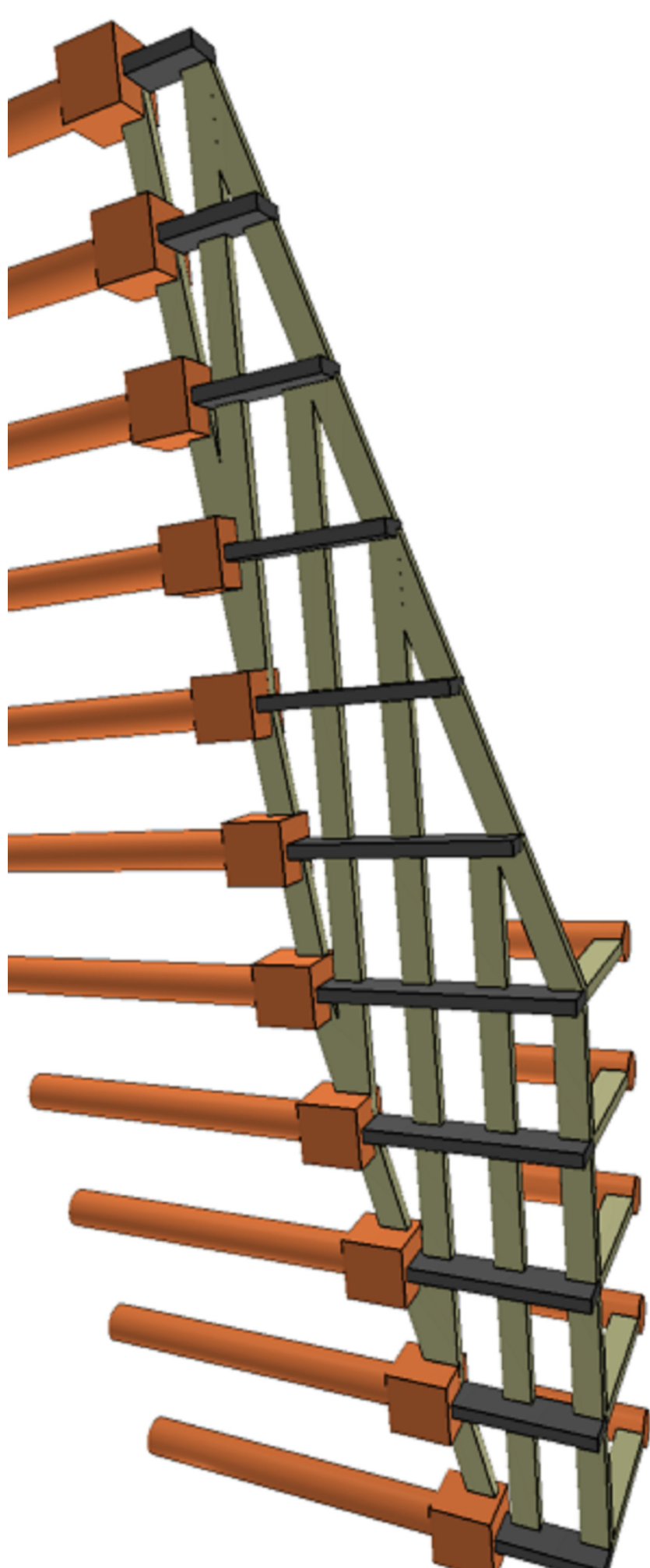


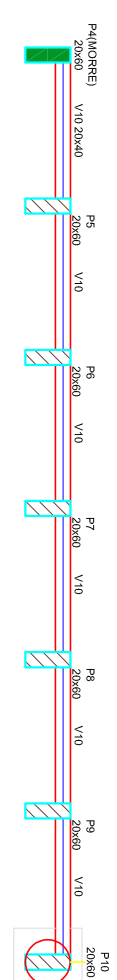


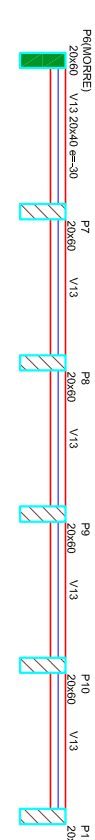
IMAGEM 3D - FRENTE
SEM ESCALA





Forma intermediária do pavimento Nível +5,00 (Nível 300),
Esc 1:100

[illegible]

Esc 1:10:



Forma intermediária do pavimento Nível +5,00 (Nível 433)
Esc 1:100

Legenda dos Planes	
	Plan com PNYE
	Plan com PNYE

Esc 1:100